



FPR FP1, FP2, FP3



NG Road Racing Club - Rounds 16-18
Anglesey
19th / 20th August 2023



Timing & Results Provided by Timing Solutions Ltd

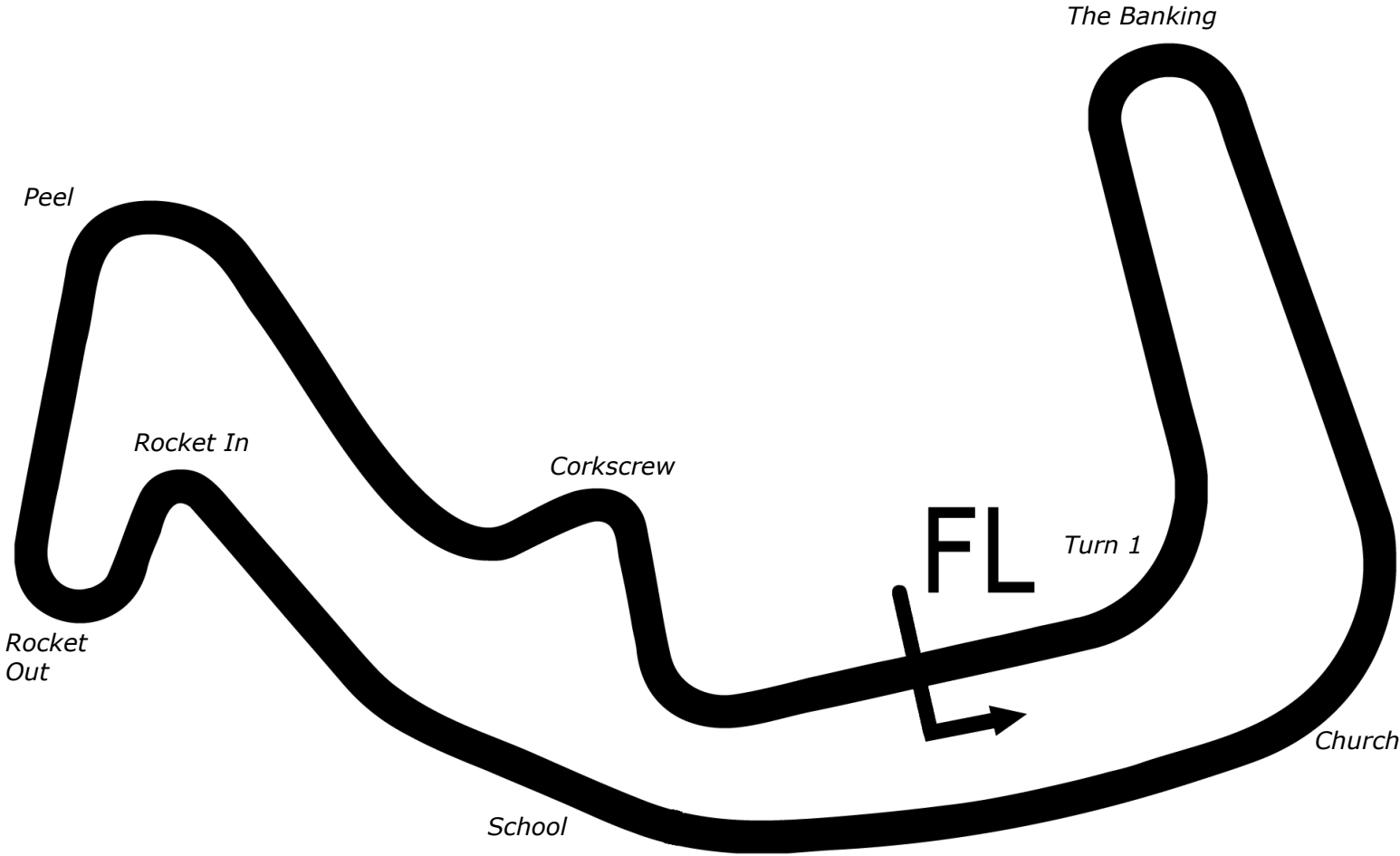
www.tsl-timing.com

Anglesey Coastal



SPORTS TIMING

TIMING SOLUTIONS LTD




Length	1.5500 miles	2494.5 m	
FL		53.18840 N	4.49640 W
Pit Entry	2446m	53.18843 N	4.49731 W
Pit Exit	88m after FL	53.18869 N	4.49515 W
Pit Entry-Pit Exit 144m, 10.4s @50kph, 8.6s @60kph			

NG Road Racing - Rounds 16, 17 & 18 @ Anglesey

FPR FP1 - FP2 - FP3

Race 21 - GRID (7 Laps)



ROW 4	10	84	Cathal PHELAN									
ROW 3	7	6	Nick WILLIAMSON	8	59	Hayden RUSHTON	9	12	Lee MARKS			
ROW 2				4	48	Gareth SUTTON	5	19	Daniel KIFT	6	23	Simon BASTOW
ROW 1	1	95	Fred MANNING-MORTON	2	9	Shaun HENNESSY	3	17	Matt ORFORD			
Pole												
												

These results are provisional until the conclusion of any judicial and technical matters.

Clerk Of Course : Pete Davies

Stewards :

Timekeeper : NG Timekeepers

Results can be found at www.tsl-timing.com

Printed - 18:45 Saturday, 19 August 2023



NG Road Racing - Rounds 16, 17 & 18 @ Anglesey



FPR FP1 - FP2 - FP3

Race 21 - CLASSIFICATION

POS	NO	CL	PIC NAME	ENTRY	LAPS	TIME	GAP	DIFF	MPH	BEST	ON
1	9	FP3	1 Shaun HENNESSY	Yamaha YZF 750 - Hennessy Building Contractors	7	8:38.827			75.28	1:13.043	2
2	6	FP2	1 Nick WILLIAMSON	Honda SP1 - rbm	7	8:39.106	0.279	0.279	75.24	1:13.169	5
3	95	FP3	2 Fred MANNING-MORTON	Kawasaki ZXR 750 - Bike Torque Racing	7	8:56.756	17.929	17.650	72.77	1:15.424	2
4	59	FP2	2 Hayden RUSHTON	Ducati 999 - Gem's Motorcycle Breakers	7	9:06.299	27.472	9.543	71.49	1:16.539	7
5	84	FP1	1 Cathal PHELAN	Yamaha Fj1250 - Carrick on Suir	7	9:08.804	29.977	2.505	71.17	1:17.008	7
6	17	FP3	3 Matt ORFORD	Yamaha YZF 750 - Yorkshire Laser & Fabrications	7	9:13.380	34.553	4.576	70.58	1:17.981	5

NOT CLASSIFIED

DNF	19	FP3	Daniel KIFT	Yamaha YZF 750 - D K Services	3	4:26.969	4 Laps	4 Laps	62.70	1:20.381	2
DNF	48	FP3	Gareth SUTTON	Kawasaki ZXR 750 - G Sutton Electrical Services Ltd	0						

FASTEST LAP

	9	FP3	Shaun HENNESSY	Yamaha YZF 750 - Hennessy Building Contractors	2	1:13.043		76.39 mph		122.94 kph	
	6	FP2	Nick WILLIAMSON	Honda SP1 - rbm	5	1:13.169		76.26 mph		122.73 kph	
	84	FP1	Cathal PHELAN	Yamaha Fj1250 - Carrick on Suir	7	1:17.008		72.46 mph		116.61 kph	

Class FP3 - 92.5% of Race Speed = 69.63 mph

Class FP2 - 92.5% of Race Speed = 69.59 mph

Class FP1 - 92.5% of Race Speed = 65.83 mph

Weather / Track : Cloudy / Dry

These results are provisional until the conclusion of any judicial and technical matters.

Race Distance: 7 Laps / 10.85 miles

Anglesey Coastal: 1.5500 miles

Date: 20/08/2023 Start: 14:21 Finish: 14:29

Clerk Of Course : Pete Davies	Stewards :	Timekeeper : NG Timekeepers
-------------------------------	------------	-----------------------------

Results can be found at www.tsl-timing.com

Printed - 14:39 Sunday, 20 August 2023



NG Road Racing - Rounds 16, 17 & 18 @ Anglesey

FPR FP1 - FP2 - FP3

Race 21 - LAP CHART

LAP 1 @ 14:22:23.936			6	0.279	1:13.663
			95	17.929	1:17.040
			59	27.472	1:16.539
			84	29.977	1:17.008
			17	34.553	1:18.000

NO	BEHIND	LAP TIME
9		1:16.085
6	1.328	1:17.413
95	2.957	1:19.042
59	5.813	1:21.898
17	6.807	1:22.892
84	7.437	1:23.522
19	13.497	1:29.582

LAP 2 @ 14:23:36.979		
NO	BEHIND	LAP TIME
9		1:13.043
6	2.147	1:13.862
95	5.338	1:15.424
59	10.911	1:18.141
17	12.543	1:18.779
84	13.010	1:18.616
19	20.835	1:20.381

LAP 3 @ 14:24:50.792		
NO	BEHIND	LAP TIME
9		1:13.813
6	2.225	1:13.891
95	7.518	1:15.993
59	15.093	1:17.995
84	16.925	1:17.728
17	17.652	1:18.922
19	44.028	1:37.006 P

LAP 4 @ 14:26:05.164		
NO	BEHIND	LAP TIME
9		1:14.372
6	1.360	1:13.507
95	9.718	1:16.572
59	17.951	1:17.230
84	20.094	1:17.541
17	21.727	1:18.447

LAP 5 @ 14:27:19.356		
NO	BEHIND	LAP TIME
9		1:14.192
6	0.337	1:13.169
95	11.771	1:16.245
59	21.184	1:17.425
84	23.177	1:17.275
17	25.516	1:17.981

LAP 6 @ 14:28:32.902		
NO	BEHIND	LAP TIME
9		1:13.546
6	0.392	1:13.601
95	14.665	1:16.440
59	24.709	1:17.071
84	26.745	1:17.114
17	30.329	1:18.359

LAP 7 @ 14:29:46.678		
NO	BEHIND	LAP TIME
9		1:13.776

Weather / Track : Cloudy / Dry

Results can be found at www.tsl-timing.com

Anglesey Coastal: 1.5500 miles
Date: 20/08/2023 Start: 14:21 Finish: 14:29

Printed - 14:39 Sunday, 20 August 2023

NG Road Racing - Rounds 16, 17 & 18 @ Anglesey

FPR FP1 - FP2 - FP3

Race 21 - LAP ANALYSIS

DIFF = Difference To Personal Best Lap

P1 9 Shaun HENNESSY				
LAP	LAP TIME	DIFF	MPH	TIME OF DAY
1 -	1:16.085	3.042	73.33	14:22:23.936
2 -	1:13.043 (1)		76.39	14:23:36.979
3 -	1:13.813	0.770	75.59	14:24:50.792
4 -	1:14.372	1.329	75.02	14:26:05.164
5 -	1:14.192	1.149	75.21	14:27:19.356
6 -	1:13.546 (2)	0.503	75.87	14:28:32.902
7 -	1:13.776 (3)	0.733	75.63	14:29:46.678

P2 6 Nick WILLIAMSON				
LAP	LAP TIME	DIFF	MPH	TIME OF DAY
1 -	1:17.413	4.244	72.08	14:22:25.264
2 -	1:13.862	0.693	75.54	14:23:39.126
3 -	1:13.891	0.722	75.51	14:24:53.017
4 -	1:13.507 (2)	0.338	75.91	14:26:06.524
5 -	1:13.169 (1)		76.26	14:27:19.693
6 -	1:13.601 (3)	0.432	75.81	14:28:33.294
7 -	1:13.663	0.494	75.75	14:29:46.957

P3 95 Fred MANNING-MORTON				
LAP	LAP TIME	DIFF	MPH	TIME OF DAY
1 -	1:19.042	3.618	70.59	14:22:26.893
2 -	1:15.424 (1)		73.98	14:23:42.317
3 -	1:15.993 (2)	0.569	73.42	14:24:58.310
4 -	1:16.572	1.148	72.87	14:26:14.882
5 -	1:16.245 (3)	0.821	73.18	14:27:31.127
6 -	1:16.440	1.016	72.99	14:28:47.567
7 -	1:17.040	1.616	72.43	14:30:04.607

P4 59 Hayden RUSHTON				
LAP	LAP TIME	DIFF	MPH	TIME OF DAY
1 -	1:21.898	5.359	68.13	14:22:29.749
2 -	1:18.141	1.602	71.40	14:23:47.890
3 -	1:17.995	1.456	71.54	14:25:05.885
4 -	1:17.230 (3)	0.691	72.25	14:26:23.115
5 -	1:17.425	0.886	72.07	14:27:40.540
6 -	1:17.071 (2)	0.532	72.40	14:28:57.611
7 -	1:16.539 (1)		72.90	14:30:14.150

P5 84 Cathal PHELAN				
LAP	LAP TIME	DIFF	MPH	TIME OF DAY
1 -	1:23.522	6.514	66.80	14:22:31.373
2 -	1:18.616	1.608	70.97	14:23:49.989
3 -	1:17.728	0.720	71.78	14:25:07.717
4 -	1:17.541	0.533	71.96	14:26:25.258
5 -	1:17.275 (3)	0.267	72.21	14:27:42.533
6 -	1:17.114 (2)	0.106	72.36	14:28:59.647
7 -	1:17.008 (1)		72.46	14:30:16.655

P6 17 Matt ORFORD				
LAP	LAP TIME	DIFF	MPH	TIME OF DAY
1 -	1:22.892	4.911	67.31	14:22:30.743
2 -	1:18.779	0.798	70.83	14:23:49.522
3 -	1:18.922	0.941	70.70	14:25:08.444
4 -	1:18.447	0.466	71.13	14:26:26.891
5 -	1:17.981 (1)		71.55	14:27:44.872
6 -	1:18.359 (3)	0.378	71.21	14:29:03.231
7 -	1:18.000 (2)	0.019	71.53	14:30:21.231

DIFF = Difference To Personal Best Lap

P7 19 Daniel KIFT				
LAP	LAP TIME	DIFF	MPH	TIME OF DAY
1 -	1:29.582	9.201	62.28	14:22:37.433
2 -	1:20.381 (1)		69.41	14:23:57.814
3 -	1:37.006 P	16.625	57.52	14:25:34.820

NG Road Racing - Rounds 16, 17 & 18 @ Anglesey

FPR FP1 - FP2 - FP3

Race 21 - STATISTICS

Competitors Started	8
Planned Start	2023-08-20 @ 13:19:00.000
Actual Start	2023-08-20 @ 14:21:07.851
Finish Time	2023-08-20 @ 14:29:46.677
Track Length	1.5500mi.
Total Laps	45
Total Distance Covered	69.7504mi.

Session Fastest Lap History

NO	CL	NAME	LAP TIME	TIME OF DAY	LAP	VEHICLE
9	FP3	Shaun HENNESSY	1:13.043	14:23:37.011	2	Yamaha YZF 750

Session Leader History

NO	CL	NAME	FROM LAP	LAPS LED	DISTANCE	VEHICLE
9	FP3	Shaun HENNESSY	1	7	10.85 miles	Yamaha YZF 750

Flag History

TYPE	TIME OF DAY
GREEN	14:21:07.851
FINISH	14:29:46.677

Flag Statistics

TYPE	COUNT	TOTAL LAPS	TOTAL TIME
Green	1	7	10:16.493
Red	0	0	0.000
Safety Car	0	0	0.000
FCY	0	0	0.000

NG Road Racing - Rounds 16, 17 & 18 @ Anglesey

FPR FP1 - FP2 - FP3

Race 21 - STATISTICS

CLASS : FP1

1 Starters

Fastest Lap History

NO	NAME	LAP TIME	TIME OF DAY	LAP	VEHICLE
84	Cathal PHELAN	1:18.616	14:23:50.014	2	Yamaha Fj1250
84	Cathal PHELAN	1:17.728	14:25:07.743	3	Yamaha Fj1250
84	Cathal PHELAN	1:17.541	14:26:25.283	4	Yamaha Fj1250
84	Cathal PHELAN	1:17.275	14:27:42.557	5	Yamaha Fj1250
84	Cathal PHELAN	1:17.114	14:28:59.672	6	Yamaha Fj1250
84	Cathal PHELAN	1:17.008	14:30:16.681	7	Yamaha Fj1250

Leader History

NO	NAME	FROM LAP	LAPS LED	DISTANCE	VEHICLE
84	Cathal PHELAN	1	7	10.85 miles	Yamaha Fj1250

NG Road Racing - Rounds 16, 17 & 18 @ Anglesey

FPR FP1 - FP2 - FP3

Race 21 - STATISTICS

CLASS : FP3

5 Starters

Fastest Lap History

NO	NAME	LAP TIME	TIME OF DAY	LAP	VEHICLE
9	Shaun HENNESSY	1:13.043	14:23:37.011	2	Yamaha YZF 750

Leader History

NO	NAME	FROM LAP	LAPS LED	DISTANCE	VEHICLE
9	Shaun HENNESSY	1	7	10.85 miles	Yamaha YZF 750

NG Road Racing - Rounds 16, 17 & 18 @ Anglesey

FPR FP1 - FP2 - FP3

Race 21 - STATISTICS

CLASS : FP2

2 Starters

Fastest Lap History

NO	NAME	LAP TIME	TIME OF DAY	LAP	VEHICLE
6	Nick WILLIAMSON	1:13.862	14:23:39.148	2	Honda SP1
6	Nick WILLIAMSON	1:13.507	14:26:06.556	4	Honda SP1
6	Nick WILLIAMSON	1:13.169	14:27:19.715	5	Honda SP1

Leader History


NO	NAME	FROM LAP	LAPS LED	DISTANCE	VEHICLE
6	Nick WILLIAMSON	1	7	10.85 miles	Honda SP1

NG Road Racing - Rounds 16, 17 & 18 @ Anglesey

FPR FP1 - FP3 - Streetstock 1300 - Sound of Thunder

Race 31 - GRID (6 Laps)



ROW 4	0.000															
	10	23	Simon BASTOW													
ROW 3	7	19	4:26.969 Daniel KIFT		8	48	0.000 Gareth SUTTON		9	12	0.000 Lee MARKS					
ROW 2					4	59	9:06.299 Hayden RUSHTON		5	84	9:08.804 Cathal PHELAN		6	17	9:13.380 Matt ORFORD	
ROW 1	1	9	8:38.827 Shaun HENNESSY		2	6	8:39.106 Nick WILLIAMSON		3	95	8:56.756 Fred MANNING-MORTON					
	Pole															
																

These results are provisional until the conclusion of any judicial and technical matters.

Clerk Of Course : Pete Davies	Stewards :	Timekeeper : NG Timekeepers
-------------------------------	------------	-----------------------------

Results can be found at www.tsl-timing.com

Printed - 14:41 Sunday, 20 August 2023



NG Road Racing - Rounds 16, 17 & 18 @ Anglesey

FPR FP1 - FP3 - Streetstock 1300 - Sound of Thunder

Race 31 - CLASSIFICATION



POS	NO	CL	PIC NAME	ENTRY	LAPS	TIME	GAP	DIFF	MPH	BEST	ON
1	6	FP2	1 Nick WILLIAMSON	Honda SP1 - rbm	6	7:26.602			74.96	1:06.965	4
2	9	FP3	1 Shaun HENNESSY	Yamaha YZF 750 - Hennessy Building Contractors	6	7:27.988	1.386	1.386	74.73	1:13.699	2
3	95	FP3	2 Fred MANNING-MORTON	Kawasaki ZXR 750 - Bike Torque Racing	6	7:40.282	13.680	12.294	72.73	1:15.743	2
4	59	FP2	2 Hayden RUSHTON	Ducati 999 - Gem's Motorcycle Breakers	6	7:44.956	18.354	4.674	72.00	1:16.106	5
5	84	FP1	1 Cathal PHELAN	Yamaha Fj1250 - Carrick on Suir	6	7:48.490	21.888	3.534	71.46	1:16.180	5
6	17	FP3	3 Matt ORFORD	Yamaha YZF 750 - Yorkshire Laser & Fabrications	6	7:55.156	28.554	6.666	70.46	1:17.599	2
7	48	FP3	4 Gareth SUTTON	Kawasaki ZXR 750 - G Sutton Electrical Services Ltd	6	7:56.406	29.804	1.250	70.27	1:17.710	2

FASTEST LAP

6	FP2	Nick WILLIAMSON	Honda SP1 - rbm	4	1:06.965	83.32 mph	134.10 kph
9	FP3	Shaun HENNESSY	Yamaha YZF 750 - Hennessy Building Contractors	2	1:13.699	75.71 mph	121.84 kph
84	FP1	Cathal PHELAN	Yamaha Fj1250 - Carrick on Suir	5	1:16.180	73.24 mph	117.88 kph

Class FP2 - 92.5% of Race Speed = 69.33 mph

Class FP3 - 92.5% of Race Speed = 69.12 mph

Class FP1 - 92.5% of Race Speed = 66.10 mph

Weather / Track : Sunny / Dry

These results are provisional until the conclusion of any judicial and technical matters.

Race Distance: 6 Laps / 9.30 miles

Anglesey Coastal: 1.5500 miles

Date: 20/08/2023 Start: 16:47 Finish: 16:54

Clerk Of Course : Pete Davies

Stewards :

Timekeeper : NG Timekeepers

Results can be found at www.tsl-timing.com

Printed - 17:11 Sunday, 20 August 2023



NG Road Racing - Rounds 16, 17 & 18 @ Anglesey

FPR FP1 - FP3 - Streetstock 1300 - Sound of Thunder

Race 31 - LAP CHART

LAP 1 @ 16:48:48.609

NO	BEHIND	LAP TIME
9		1:17.035
6	1.114	1:18.149
95	3.258	1:20.293
59	5.319	1:22.354
48	6.110	1:23.145
17	6.903	1:23.938
84	7.493	1:24.528

LAP 2 @ 16:50:02.308

NO	BEHIND	LAP TIME
9		1:13.699
6	0.211	1:12.796
95	5.302	1:15.743
59	8.264	1:16.644
48	10.121	1:17.710
17	10.803	1:17.599
84	11.038	1:17.244

LAP 3 @ 16:51:16.960

NO	BEHIND	LAP TIME
6		1:14.441
9	0.347	1:14.999
95	6.628	1:15.978
59	10.104	1:16.492
84	13.757	1:17.371
48	14.775	1:19.306
17	15.077	1:18.926

LAP 4 @ 16:52:23.925

NO	BEHIND	LAP TIME
6		1:06.965
9	7.856	1:14.474
95	15.424	1:15.761
59	19.877	1:16.738
84	23.359	1:16.567
48	26.741	1:18.931
17	26.940	1:18.828

LAP 5 @ 16:53:42.618

NO	BEHIND	LAP TIME
6		1:18.693
9	2.935	1:13.772
95	13.098	1:16.367
59	17.290	1:16.106
84	20.846	1:16.180
17	25.900	1:17.653
48	27.253	1:19.205

LAP 6 @ 16:54:58.176

NO	BEHIND	LAP TIME
6		1:15.558
9	1.386	1:14.009
95	13.680	1:16.140
59	18.354	1:16.622
84	21.888	1:16.600
17	28.554	1:18.212
48	29.804	1:18.109

Weather / Track : Sunny / Dry

Results can be found at www.tsl-timing.com

Anglesey Coastal: 1.5500 miles
Date: 20/08/2023 Start: 16:47 Finish: 16:54

Printed - 17:11 Sunday, 20 August 2023

NG Road Racing - Rounds 16, 17 & 18 @ Anglesey

FPR FP1 - FP3 - Streetstock 1300 - Sound of Thunder

Race 31 - LAP ANALYSIS

DIFF = Difference To Personal Best Lap

P1 6 Nick WILLIAMSON				
LAP	LAP TIME	DIFF	MPH	TIME OF DAY
1 -	1:18.149	11.184	71.40	16:48:49.723
2 -	1:12.796 (2)	5.831	76.65	16:50:02.519
3 -	1:14.441 (3)	7.476	74.95	16:51:16.960
4 -	1:06.965 (1)		83.32	16:52:23.925
5 -	1:18.693	11.728	70.90	16:53:42.618
6 -	1:15.558	8.593	73.85	16:54:58.176

P2 9 Shaun HENNESSY				
LAP	LAP TIME	DIFF	MPH	TIME OF DAY
1 -	1:17.035	3.336	72.43	16:48:48.609
2 -	1:13.699 (1)		75.71	16:50:02.308
3 -	1:14.999	1.300	74.40	16:51:17.307
4 -	1:14.474	0.775	74.92	16:52:31.781
5 -	1:13.772 (2)	0.073	75.63	16:53:45.553
6 -	1:14.009 (3)	0.310	75.39	16:54:59.562

P3 95 Fred MANNING-MORTON				
LAP	LAP TIME	DIFF	MPH	TIME OF DAY
1 -	1:20.293	4.550	69.49	16:48:51.867
2 -	1:15.743 (1)		73.67	16:50:07.610
3 -	1:15.978 (3)	0.235	73.44	16:51:23.588
4 -	1:15.761 (2)	0.018	73.65	16:52:39.349
5 -	1:16.367	0.624	73.06	16:53:55.716
6 -	1:16.140	0.397	73.28	16:55:11.856

P4 59 Hayden RUSHTON				
LAP	LAP TIME	DIFF	MPH	TIME OF DAY
1 -	1:22.354	6.248	67.75	16:48:53.928
2 -	1:16.644	0.538	72.80	16:50:10.572
3 -	1:16.492 (2)	0.386	72.94	16:51:27.064
4 -	1:16.738	0.632	72.71	16:52:43.802
5 -	1:16.106 (1)		73.31	16:53:59.908
6 -	1:16.622 (3)	0.516	72.82	16:55:16.530

P5 84 Cathal PHELAN				
LAP	LAP TIME	DIFF	MPH	TIME OF DAY
1 -	1:24.528	8.348	66.01	16:48:56.102
2 -	1:17.244	1.064	72.23	16:50:13.346
3 -	1:17.371	1.191	72.12	16:51:30.717
4 -	1:16.567 (2)	0.387	72.87	16:52:47.284
5 -	1:16.180 (1)		73.24	16:54:03.464
6 -	1:16.600 (3)	0.420	72.84	16:55:20.064

P6 17 Matt ORFORD				
LAP	LAP TIME	DIFF	MPH	TIME OF DAY
1 -	1:23.938	6.339	66.47	16:48:55.512
2 -	1:17.599 (1)		71.90	16:50:13.111
3 -	1:18.926	1.327	70.69	16:51:32.037
4 -	1:18.828	1.229	70.78	16:52:50.865
5 -	1:17.653 (2)	0.054	71.85	16:54:08.518
6 -	1:18.212 (3)	0.613	71.34	16:55:26.730

P7 48 Gareth SUTTON				
LAP	LAP TIME	DIFF	MPH	TIME OF DAY
1 -	1:23.145	5.435	67.11	16:48:54.719
2 -	1:17.710 (1)		71.80	16:50:12.429
3 -	1:19.306	1.596	70.36	16:51:31.735

DIFF = Difference To Personal Best Lap

4 -	1:18.931 (3)	1.221	70.69	16:52:50.666
5 -	1:19.205	1.495	70.45	16:54:09.871
6 -	1:18.109 (2)	0.399	71.43	16:55:27.980

NG Road Racing - Rounds 16, 17 & 18 @ Anglesey

FPR FP1 - FP3 - Streetstock 1300 - Sound of Thunder

Race 31 - STATISTICS

Competitors Started 7
Planned Start 2023-08-20 @ 16:48:00.000
Actual Start 2023-08-20 @ 16:47:31.573
Finish Time 2023-08-20 @ 16:54:51.838
Track Length 1.5500mi.
Total Laps 42
Total Distance Covered 65.1004mi.

Session Fastest Lap History

NO	CL	NAME	LAP TIME	TIME OF DAY	LAP	VEHICLE
9	FP3	Shaun HENNESSY	1:13.699	16:50:02.340	2	Yamaha YZF 750
6	FP2	Nick WILLIAMSON	1:12.796	16:50:02.519	2	Honda SP1
6	FP2	Nick WILLIAMSON	1:06.965	16:52:23.925	4	Honda SP1

Session Leader History

NO	CL	NAME	FROM LAP	LAPS LED	DISTANCE	VEHICLE
9	FP3	Shaun HENNESSY	1	2	3.10 miles	Yamaha YZF 750
6	FP2	Nick WILLIAMSON	3	4	6.20 miles	Honda SP1

Flag History

TYPE	TIME OF DAY
GREEN	16:47:31.573
FINISH	16:54:51.838

Flag Statistics

TYPE	COUNT	TOTAL LAPS	TOTAL TIME
Green	1	6	15:34.199
Red	0	0	0.000
Safety Car	0	0	0.000
FCY	0	0	0.000

NG Road Racing - Rounds 16, 17 & 18 @ Anglesey
FPR FP1 - FP3 - Streetstock 1300 - Sound of Thunder
Race 31 - STATISTICS

CLASS : FP1

1 Starters

Fastest Lap History

NO	NAME	LAP TIME	TIME OF DAY	LAP	VEHICLE
84	Cathal PHELAN	1:17.244	16:50:13.371	2	Yamaha Fj1250
84	Cathal PHELAN	1:16.567	16:52:47.308	4	Yamaha Fj1250
84	Cathal PHELAN	1:16.180	16:54:03.488	5	Yamaha Fj1250

Leader History

NO	NAME	FROM LAP	LAPS LED	DISTANCE	VEHICLE
84	Cathal PHELAN	1	6	9.30 miles	Yamaha Fj1250

NG Road Racing - Rounds 16, 17 & 18 @ Anglesey
FPR FP1 - FP3 - Streetstock 1300 - Sound of Thunder
Race 31 - STATISTICS

CLASS : FP3

4 Starters

Fastest Lap History

NO	NAME	LAP TIME	TIME OF DAY	LAP	VEHICLE
9	Shaun HENNESSY	1:13.699	16:50:02.340	2	Yamaha YZF 750

Leader History

NO	NAME	FROM LAP	LAPS LED	DISTANCE	VEHICLE
9	Shaun HENNESSY	1	6	9.30 miles	Yamaha YZF 750

NG Road Racing - Rounds 16, 17 & 18 @ Anglesey
FPR FP1 - FP3 - Streetstock 1300 - Sound of Thunder
Race 31 - STATISTICS

CLASS : FP2

2 Starters

Fastest Lap History

NO	NAME	LAP TIME	TIME OF DAY	LAP	VEHICLE
6	Nick WILLIAMSON	1:12.796	16:50:02.519	2	Honda SP1
6	Nick WILLIAMSON	1:06.965	16:52:23.925	4	Honda SP1

Leader History

NO	NAME	FROM LAP	LAPS LED	DISTANCE	VEHICLE
6	Nick WILLIAMSON	1	6	9.30 miles	Honda SP1